

Phonics Screening Check

Information and Practise
Guide for Parents and
Carers.



Bantock Primary


Succeed **H**appy **I**nspire **N**urture **E**ducate

What is the phonics screening check?

The National Phonics Screening Check is a statutory assessment introduced in 2012 to all Year 1 pupils that takes place in June. It is devised to confirm whether pupils have learned phonic decoding (breaking words down into the sounds that make them up and saying the word) to an age-appropriate standard at the end of Year 1. It involves your child sitting with their teacher and reading 40 words in total aloud. It begins with practice words that are not scored and then moves onto the test where both real and pseudo-words are included. Your child may have come across some of the words before, while others will be completely new. The check normally takes just a few minutes to complete but there is no set time limit. If your child is struggling, the teacher can stop the check however the check is designed not to be stressful for your child.

Below are the phases that your child will be working through in phonics sessions. You can use these mats to help your child practise saying the sounds shown.

Phase 2 Sound Mat



Phase 3 Sound Mat



twinkl
www.twinkl.co.uk
Copyright © twinkl



twinkl
www.twinkl.co.uk

What are nonsense or pseudo words and why are they included?


These are words that are phonetically decodable but not actually words with an associated meaning, e.g. brip, snorp. These words are included in the check specifically to assess whether your child can decode a word using phonic skills and not their memory. The pseudo words will be shown to your child with a picture prompt of an imaginary alien creature. You can find examples of this type of word in this booklet and can use the examples with your child to practise reading. The children will be familiar with nonsense/pseudo words as they are used in school when phonics is taught.

Here are some examples of nonsense/pseudo words.

quoop 

goap 

thip 

yexot 

How will the results from the screening check be used?

You will be informed of your child's performance in the screening check towards the end of the summer term within your child's report. The screening check will identify children who have phonic skills below expectations for the end of Year 1. Schools then provide extra help and support to ensure they make rapid progress to bring them in line with expectations. The children who do not pass will be able to retake the check in Year 2. The check is an indicator of how well children decode words.

How can I help my child?

There are a number of things that parents can do to support reading development:

- Let your child see you enjoy reading yourself. They are influenced by you and what you do!
- Immerse your child in a love of reading. Try to make time to read with your child every day, other family members can listen to your child read too.
- Make time for your child to read their school book to you.
- With all books, encourage your child to 'sound out' unfamiliar words and then blend from left to right rather than just looking at the pictures to guess.
- Practise segmenting (sounding out) and blending (putting words back together) words.
- Use the words on the following pages of this booklet to practise blending and segmenting with your child. The more they can practise, the better they will become.





















We hope this information is useful. Remember, we are here to help your child achieve their very best. If you have any questions or queries at all, please do not hesitate to ask.



Phonics Screening Practice List

Real Words			
t	chill	blank	s
	start	scribe	
l	best	phone	b
	grit	rusty	
	shin	dentist	
a	gang	starling	e
	week	day	
	hooks	slide	
h	strap	newt	r
	trains	finger	

Phonics Screening Practice List

Nonsense Alien Words	
steck 	bim 
hild 	vap 
quemp 	spron 
geck 	blurst 
ulf 	voo 
chom 	snemp 
tord 	fape 
thazz 	jound 
blan 	stroft 
tox 	terg 

white

twinkl.co.uk

drime



twinkl.co.uk

tide

twinkl.co.uk

trife



twinkl.co.uk

slide

twinkl.co.uk

libe



twinkl.co.uk

bike

twinkl.co.uk

quibe



twinkl.co.uk

bone

twinkl.co.uk

pode



twinkl.co.uk

stone

twinkl.co.uk

gome



twinkl.co.uk

wrote

twinkl.co.uk

krote



twinkl.co.uk

zone

twinkl.co.uk

drome



twinkl.co.uk

amaze

twinkl.co.uk

vate



twinkl.co.uk

gaze

twinkl.co.uk

gabe




twinkl.co.uk

escape

twinkl.co.uk

prake



twinkl.co.uk

games

twinkl.co.uk

flane



twinkl.co.uk